

Completing NMR PDF application

Step 1) Open PDF document

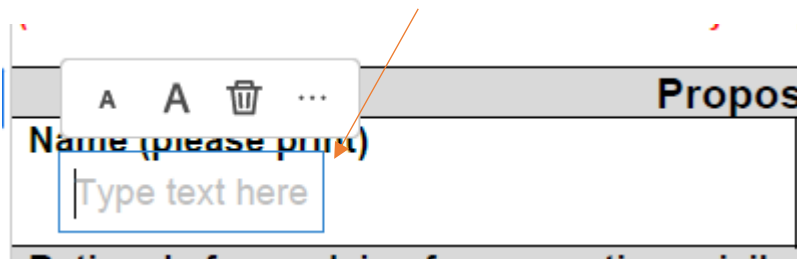
Step 2) Click 'Sign' at top of document

All tools Edit Convert **Sign**

Step 3) Click 'Fill in form fields'

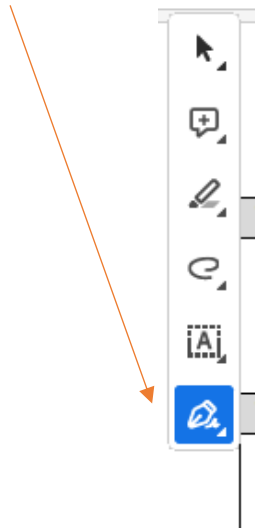


Step 4) Click on part of form you wish to add text



Step 5) Repeat for all areas of the application form that require completing

Step 6) Add electronic signature by clicking 'Sign' then click add signature




Step 7) Add signature, use mouse to draw signature on screen



Step 8) Once complete click 'Apply' this will now add your electronic signature to Adobe PDF which you can use in the future.

Step 9) Drag and drop the signature onto the application form

| | | |
|--|------------------|-------------|
| As the Applicant I confirm that: <ul style="list-style-type: none"> • I have had at least two years' experience post registration • I have the clinical assessment and decision making skills that will enable me to work as a referrer | | |
| Applicant Name  | Signature | Date |

Step 10) Have your line manager/delegating clinician add their electronic signature. You can save a version of the PDF and forward onto them for signing.

Step 11) Save application and forward to NMR@dchft.nhs.uk